



**Hewlett Packard**  
Enterprise

# **HPE 960GB SATA 6G READ INTENSIVE LFF (3.5IN) LPC 3YR WTY DIGITALLY SIGNED FIRMWARE SSD (P09691-B21)**

## **Drives and Storage**



---

### **WHAT'S NEW**

- HPE 240 GB, 480 GB, 960 GB, 1.92 GB, 3.84 GB, 7.68 TB SATA 6G Read Intensive SFF

### **OVERVIEW**

HPE SATA 6G Read Intensive (RI) Solid State Drives (SSDs) deliver enterprise features at an affordable price. HPE SATA RI SSDs deliver great performance for workloads high in reads such

(2.5-inch) SC, 3-year Warranty SSDs

- HPE 480 GB, 1.92 GB SATA 6G Read Intensive LFF (3.5-inch) LPC, 3-year Warranty SSDs
- HPE Dual 240 GB, 480 GB SATA 6G Read Intensive M.2 - UFF to SFF SCM, 3-year Warranty SSDs
- HPE 240 GB, 480 GB, 960 GB SATA 6G Read Intensive M.2 2280, 3-year Warranty SSDs

as boot/swap, web servers, and read caching.

HPE Value SAS 12G SSDs offer higher performance than 6G SATA SSDs at a lower cost than traditional 12G SAS SSDs, enabling you to improve total cost of ownership (TCO) with affordable HPE Value SAS SSDs.

HPE SSDs are backed by over 3.35 million hours of testing and qualification [1] ensuring reliable, high performing drives. HPE Digitally Signed Firmware prevents unauthorized access to your data by providing the assurance that drive firmware comes from a trusted source. You can also monitor the lifespan of your SSD with HPE SmartSSD Wear Gauge to determine if any drives are at risk of failure.

## FEATURES

### **High Performance, Exceptional Reliability, and Efficiency for Faster Business Results**

HPE Solid State Drives are ideal for big data analytics, cloud computing, active archiving, database applications, and data warehousing.

HPE SSDs achieve higher IOPs to enhance the performance of your data center.

HPE SSDs maintain data accuracy with full data-path error detection.

Choose from a broad portfolio of enhanced solutions in a wide variety of capacities.

12 Gb/s SAS, 6 Gb/s SATA, NVMe, M.2, and M.2 Enablement Kits.

### **HPE Value SAS SSDs Deliver Twice the Interface Speed of SATA SSDs, Improving Workload Performance**

HPE Value SAS solid state drives (SSDs) support 12 Gb/s, versus SATA SSDs at 6 Gb/s.

Optimized for enterprise application workloads, HPE Value SAS SSDs allow you to do more work with fewer servers by improving and consolidating transactional database workloads.

HPE Value SAS SSDs allow you to reduce operating costs for storing, powering and maintaining servers, as well as reducing your data center footprint.

Available in a variety of storage capacities, HPE Value SAS SSDs are the perfect choice for supporting read intensive and mixed use applications.



**HPE Multi Vendor SSDs Offer Longer SKU Lifecycles and Immediate Availability on SATA SSDs**

HPE enhanced its extensive SSD portfolio with a Multi Vendor SSD SKU offering that allows for extended SKU lifecycles, immediately available supply and preferably priced SATA SSDs.

HPE Multi Vendor SSD SKU offering ensures the SATA SSD selected, delivers the minimum level of performance published, or better.

**Technical specifications**

**HPE 960GB SATA 6G Read Intensive LFF (3.5in) LPC 3yr Wty Digitally Signed Firmware SSD**

|  |   |
|--|---|
| <b>Product Number (SKU)</b>                  | P09691-B21  |
| <b>Lifetime Writes</b>                       | 1,400   |
| <b>Endurance DWPD (Drive Writes Per Day)</b> | 0.8   |
| <b>Read IOPS</b>                             | Random Read IOPS (4KiB, Q=16)=65,000<br>Max Random Read IOPS (4KiB)=76,000@Q32  |
| <b>Write IOPS</b>                            | Random Write IOPS (4KiB, Q=16)=29,000<br>Max Random Write IOPS (4KiB)=29,000@Q4   |
| <b>Power (Watts)</b>                         | 1.23  |
| <b>Plug Type</b>                             | Hot Pluggable   |
| <b>Height</b>                                | 7mm   |
| <b>Warranty</b>                              | HPE Solid State Drives and Add-In Cards have a standard 3/0/0 warranty Customer Self Repair (CSR) subject to maximum usage limitations. Maximum usage limit is the maximum amount of data that can be written to the drive. Drives that have reached this limit will not be eligible for warranty coverage. |



---

For additional technical information, available models and options, please reference the [QuickSpecs](#)

## HPE POINTNEXT

[HPE Pointnext](#) leverages our breadth and depth of technical expertise and innovation to help to accelerate digital transformation. A comprehensive portfolio that includes—Advisory, Professional, and Operational Services is designed to help you evolve and grow today and into the future.

### Operational Services

- **HPE Datacenter Care** offers a tailored operational support solution built on core deliverables. It includes hardware and software support, a team of experts to help personalize deliverables and share best practices, as well as optional building blocks to address specific IT and business needs.
- **HPE Proactive Care** is an integrated set of hardware and software support including an enhanced call experience with start to finish case management helping resolve incidents quickly and keeping IT reliable and stable.
- **HPE Foundation Care** helps when there is a hardware or software problem offering several response levels dependent on IT and business requirements.

**Advisory Services** includes design, strategy, road map, and other services to help enable the digital transformation journey, tuned to IT and business needs. Advisory Services helps customers on their journey to Hybrid IT, Big Data, and the Intelligent Edge.


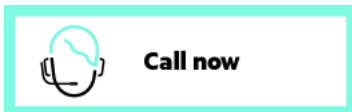
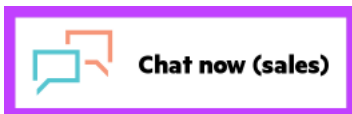
**Professional Services** helps integrate the new solution with project management, installation and startup, relocation services, and more. We help mitigate risk to the business so there is no interruption when new technology is being integrated in the existing IT environment.

## HPE GREENLAKE

[HPE Greenlake](#) is an as-a-service offering that delivers on-demand capacity and planning, combining the agility and economics of public cloud with the security and performance of on-premises IT.

**Make the right purchase decision.  
Contact our presales specialists.**

[Call for availability](#)



[1] HPE internal lab testing. 3.35 million hour test quant is derived from a combination of drive qualification test plans, specifically HDDQ spec-supplier responsibility to perform, HDDQ spec-HPE responsibility to perform, Reliability Demonstration Test (RDT) spec, CSI integration test spec and pilot test requirements. Test conducted in May 2017.

---

© Copyright 2020 Hewlett Packard Enterprise Development LP. The information contained herein is subject to change without notice. The only warranties for Hewlett Packard Enterprise products and services are set forth in the express warranty statements accompanying such products and services. Nothing herein should be construed as constituting an additional warranty. Hewlett Packard Enterprise shall not be liable for technical or editorial errors or omissions contained herein.

Microsoft is either a registered trademark or trademark of Microsoft Corporation in the United States and/or other countries. All other third-party trademark(s) is/are property of their respective owner(s).

Image may differ from the actual product.